Welcome to 2026

Primary One Orientation

WESTWOOD PRIMARY SCHOOL



2026 Primary 1 Orientation
20 November 2026

A Warm Welcome to 2027 P1 Pupils and Parents!



P1 Orientation Programme

Friday, 20 November 2026 | 9.20 am to 11.00 am

For Parents School Hall

- School leader's welcome address
- Primary school education briefing
- Westwood Superstar performances
- Sharing by P2 pupils
- Video on P1 pupils' positive experiences
- P2 PAL dance
- Sharing by a Parent Support Group (PSG) member
- P2 PAL dance
- Sharing by Nascans (School-based Student Care Centre)
- Q&A

For Pupils Classrooms

- Classroom activities
- Group photo-taking

SCAN ME



Welcome Address by our incoming Principal, Mr Roy Lee

Inspiring a future-ready, anchor-steady community that flourishes and thrives

Briefing On Primary School Education by Vice-Principal, Mr Low

WESTWOOD PRIMARY SCHOOL



Inspiring a future-ready, anchor-steady community that flourishes and thrives

Here's to a Great Start to Primary School!

Ministry of Education
SINGAPORE

Briefing by

VP/ Mr Low Min Chye



Overview

1. What is Primary School about?

2. Smoothening the transition to Primary 1

3. School-Home Partnership



Inspiring a future-ready, anchor-steady community that flourishes and thrives

What is Primary School about?

1. Laying a strong foundation
2. Nurturing holistic individuals and continuous learning
3. Providing learning opportunities, recognising our children's strengths & developing their potential
4. Preparing our children for the future
5. Providing a safe learning environment to support their well-being



Inspiring a future-ready, anchor-steady community that flourishes and thrives

THE WESTWOOD MISSION

Nurturing Flourishing Individuals through Positive Education

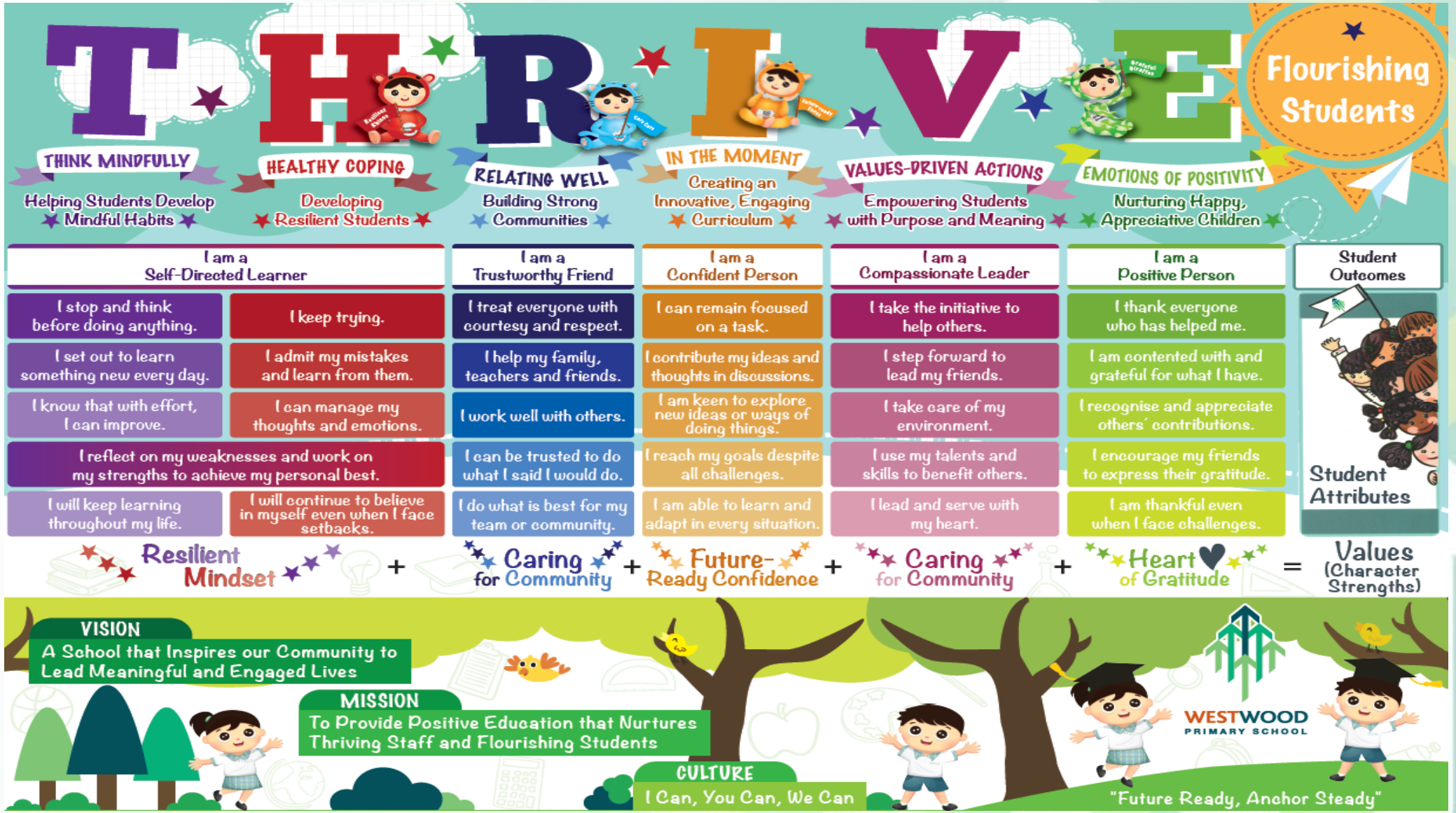


T·H·R·I·V·E
Focus Areas for POSITIVE Education
THINK MINDFULLY
Helping pupils develop mindful habits
HEALTHY COPING
Developing resilient pupils
RELATING WELL
Building strong communities
IN THE MOMENT
Creating an innovative, engaging curriculum
VALUES-DRIVEN ACTIONS
Empowering pupils with purpose and meaning
EMOTIONS OF POSITIVITY
Nurturing happy, appreciative children
I am a Self-Directed Learner
I am a Trustworthy Friend
I am a Confident Person
I am a Compassionate Leader
I am a Positive Person
Pupil Outcomes
Grateful Giraffes
Resilient Rhinos
Future-Ready Foxes
Care Cats

Holistic development for Primary 1 includes:

Prioritising the development of soft skills, including values, social-emotional competencies and self-help skills

Focusing on building learning dispositions for Lifelong Learning, including curiosity, confidence and nurturing the joy of learning



Building strong foundations in literacy and numeracy

Strengthening 21st Century Competencies and Digital Literacy in an age-appropriate manner

Pre-P1 expectations of Knowledge, Skills & Dispositions (KSDs) @ Start of P1

- The lower primary curriculum nurtures students' joy of learning, builds on pre-school foundations, and promotes dispositions and attitudes for lifelong learning.
- The following are some examples of professionally determined expectations on what most children should be equipped with at the start of P1. With these, our teachers will continue to strengthen foundations and nurture active, curious learners.

Values, Social-Emotional Competencies, Citizenship Dispositions	Art	English Language	Mathematics	Mother Tongue Languages	Music	Physical Education
• Develop understanding of self and manage own behaviours • Communicate, interact and build caring and respectful relationships with others • Take responsibility for own actions	• Enjoy Participating in Art • Express Ideas and Feelings through Art • Demonstrate Awareness of Art from Different Cultural Groups	• Listen and Speak for Enjoyment and Information • Read with Enjoyment and Understanding • Communicate Ideas and Information through Writing or Using Symbols or Letter-Like Shapes	• Basic Understanding of Numbers Up To 10 • Compare Quantities Between Two Groups of Objects within 10 • Recognise Simple Patterns	• Enjoy and Show an Interest in Learning Mother Tongue Language • Enjoy and Show an Interest in Listening and Speaking in Mother Tongue Language • Demonstrate Awareness of Local Ethnic Culture	• Enjoy Participating in Music and Movement Activities • Express Ideas and Feelings through Music and Movement Activities • Demonstrate Awareness of Music and Movement from Different Cultural Groups	• Enjoy Physical Activities • Display Coordination in Motor Tasks • Demonstrate Awareness of Healthy Habits and Safety

Building Strong Foundations: How is it achieved?

Play is an essential feature that taps students' inquisitiveness and ignites a self-sustaining passion for learning.

Differentiated support for children with differing learning needs

Teachers **pace** teaching and adopt **developmentally appropriate, engaging pedagogies** to deepen learning.



No examinations and weighted assessments at P1 and P2 to provide more time and space to settle into a formal school setting, build relationships and develop the necessary skills and attitudes towards learning.

WHAT IS IT LIKE IN SCHOOL?

- **Strengthening efforts to nurture well-rounded individuals**
- **Moving away from over-emphasis on grades**



Positive Design
Applied Learning Programme (ALP)



Community Service and Student Leadership
Learning for Life Programme (LLP)

What experiences would your child likely undergo in Primary 1?



Learn new things



Make new friends



Grow as individuals

PREPARING FOR SCHOOL

P1 Reporting and Dismissal Times

	Mon - Fri
Reporting Time	7.30 am
Recess	9.00 am – 9.30 am
Snack Break	12.00 – 12.10 pm
Dismissal Time	1.25 pm (1.20 pm from 2 to 9 Jan 2026)





PREPARING FOR SCHOOL

First day of school

What to pack	What to wear
1. Pencil case 2. Colour pencils 3. Pupil handbook 4. Report book 5. A story book 6. Water bottle 7. Pocket money 8. Healthy snacks	1. School uniform 2. Black school shoes ***(no Mary Jane shoes)*** 3. School socks 4. Neat hair (refer to Pupil handbook) 5. Hair accessories (only in black for girls) 6. Earrings (only small transparent/ gold/ silver studs for girls) 7. Pupil name tags sewn above school crest (Week 3 onwards)



Please ensure your child's items are **all labelled** with their **name and class** for easy identification.

PREPARING FOR SCHOOL

Recess Arrangements

- Teachers and/or P4 Buddies will guide your child to:
  - ✓ buy food
  - ✓ receive the change from the stall vendors
  - ✓ their seat
  - ✓ the toilets, etc.



- Please ensure that your child has sufficient pocket money(at most $3). If not, you may also provide packed food for them.

Snack Break Arrangements

- Please provide simple, dry and healthy snacks (e.g. biscuits, bread, fruit, etc.) for them to have in class.



PREPARING FOR SCHOOL

Communication with Teachers

- Communication Platforms:
  - ✓ Parents Gateway (PG), Pupil Handbook, Email, Work phone calls, Face-to-Face Meeting

- If you need to talk to your child's P1 teachers during school operational hours, call the school at 6412 1690 and leave a message with the office front desk staff. Your child's teacher will return your call or message when they are available.

- Alternatively, you may make arrangements to meet the teachers at an appointed time.

- Please do check in with the teachers the best way to contact them.

PREPARING FOR SCHOOL

Assembly and Dismissal Arrangements



PREPARING FOR SCHOOL

Assembly and Dismissal Arrangements

Day	Dismissal Time
Monday - Friday	**1.25 pm (for Primary 1)** **(1.20 pm from 4 to 8 Jan 2027)**

- If you are not able to pick up your child during dismissal, please send another familiar adult. The teachers will not release your child if nobody comes to fetch your child.

- You should also inform your child of this alternative arrangement on the day concerned. A 'password' system is another safety precaution.



PREPARING FOR SCHOOL

Assembly and Dismissal Arrangements



- If you have arranged for your child to go home
  - fetched by school bus or
  - fetched by guardians or
  - School Student Care officer from Nascans or an external Student Care Centre
    - Teachers will dismiss the pupils to their respective student care

- For the safety and well-being of all our pupils **during dismissal**, **please note that visitors and vehicular movement into the school will not be allowed**.

- In consideration of pupil safety, parents are advised not to enter the school during recess and at dismissal.

PREPARING FOR SCHOOL

Assembly and Dismissal Arrangements

Level	Siblings	Dismissal Criteria	Exceptions
Primary 1, 2 and 3	No older siblings	Parents to pick up from school.	Nil
Primary 1, 2 and 3	With older siblings	P1, P2 and P3 pupils will be matched with P4 and P5 siblings. P4 and P5 siblings will lead the pupils out to the respective school gate. Parents can wait outside the respective school gates to pick up your child/children.	If P4 and P5 siblings are involved in an after-school programme, **parents will have to come into the school to pick up** your respective P1, P2 and P3 child/children during dismissal time.

- If you have arranged for your child to go home with an older P4 or P5 sibling, the school has arranged for older and younger siblings to assemble at designated assembly points before leaving the school via the front or back gate respectively. (Note: P3 older siblings are not allowed to escort their younger siblings home).



PREPARING FOR SCHOOL

Safety and Security Reminders

- Parents should not drop off/ pick up their children during peak hours along Jurong West St 73.
- Parents should not park or wait along Jurong West St 73 as it affects traffic flow and more importantly, it is a traffic offence.
- We seek your kind understanding that to safeguard our pupils' safety and security, "**No parking is allowed in the school premises at all times**". Parents are advised to park their vehicles at the HDB carpark in the vicinity.
- Please note that during morning peak hours, all vehicles exiting Westwood Primary will **only be allowed to turn left at the exit.** This is an additional safety measure due to the narrowness of the lane in front of the school, as well as the increased traffic as more pupils join the school.

PREPARING FOR SCHOOL

- Getting Ready for Induction
  - the first week of school



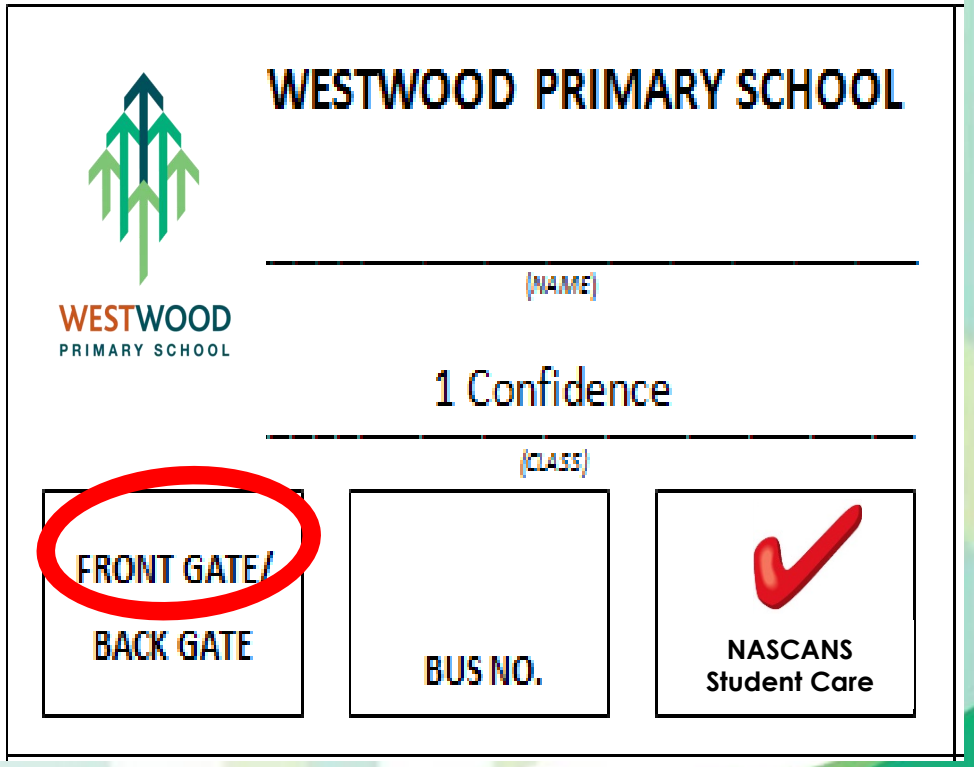

PREPARING FOR SCHOOL

Induction (Monday, 4 January 2027)

- **<u>Reporting to the School Hall (Day 1 only)</u>**
  For the first day of school opening, on 4 January (Monday), parents may bring their children up to the staircase leading to the School Hall. After which, parents are to vacate the School Hall as part of safe management measures.

- **From Day 2 onwards, parents are <u>not</u> to enter the school and our P1 children will report directly to the School Hall. They would already be inducted on the route during Day 1.**

Homework Policy in Schools

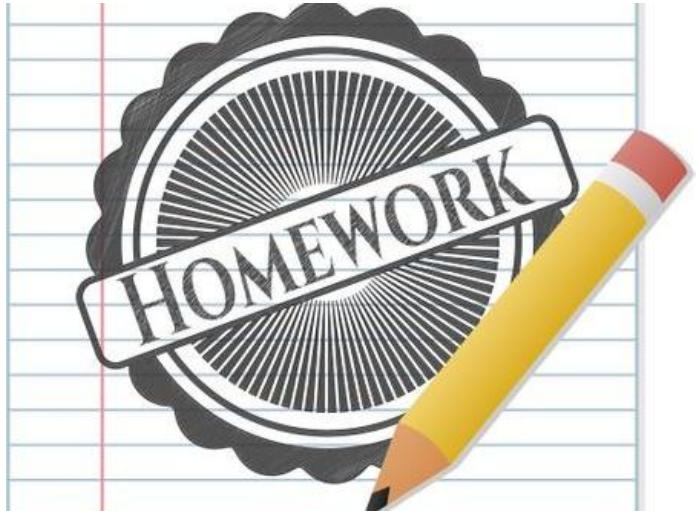

- **Homework Policy** is in place to guide parents on the extent of offline and occasional online homework that is given to students.
- Homework helps teachers to assess students' understanding of their learning so that timely feedback can be given to support their learning.
- **No online homework will be assigned to P1 and P2 students.**
- **P1 and P2 students do not need a personal digital device (such as a handphone or tablet) for homework. A shared device at home, such as a family computer or tablet, will suffice.**

SINGAPORE

Student Learning Space

In school, students' use of digital tools will be age and developmentally appropriate.

Digital tools are only introduced if they benefit students' learning. For e.g., the discussion feature in Singapore Student Learning Space (SLS) might be used to support collaboration.

SLS onboarding information will be shared with parents via PG announcement by school.

What is SLS?

Our national online learning portal with curriculum-aligned resources for students to learn at their own pace and collaboratively.

How and when will P1 students use SLS?

Schools will prioritise a **print-first approach** to learning.

In school, students may use AI tools in SLS that provide customised feedback. These tools have in-built guardrails.

P1 to P3 students will not be tasked to use chatbots.

For self-directed learning purposes, students can choose to access MOE Library modules within SLS

Smoothening the transition to Primary 1

When your child enters primary school, their experience will include:

New friends and teachers



New routines

New learning environments

Smoothening the transition to Primary 1

1. Transition is the process in which a child moves into a new environment

2. When moving from pre-school to primary, a child will have to adapt to unfamiliar setting and routines

When your child has transited well, he/she will:

- Feel safe and comfortable in the new environment
- Be able to manage daily challenges
- Be able reach out to teachers and/ or peers for support when needed
- Be more ready to learn

How can you prepare your child for Primary 1?

You can start talking to your child about the following:



Adjusting to a larger learning environment

Interacting with more peers and teachers

Adapting to longer school hours and new routines

Taking the initiative to ask for help

Becoming more independent and responsible

Schools may consider screening this video at: https://go.gov.sg/transition-to-primary1

Try these conversation starters:

I had a good day at work today. *[Parent to share what they enjoyed]* How was your day? Which part did you enjoy the most?

Let's both remember someone that we met today who did a kind deed for us?

I learnt something new at work today. I am sure you did too. Can we teach each other what we learnt?

How else can you support your child?

WESTWOOD PRIMARY SCHOOL

Support
your child and encourage them to overcome challenges with your care

Affirm
your child by recognising small successes and praising their efforts

Familiarise
your child with new routines gradually and share your experiences in primary school

Empathise
with and acknowledge your child's feelings



GO gov.sg

How else can you support your child?

WESTWOOD PRIMARY SCHOOL

Primary 1 is an exciting and fun stage for your child.
Guide your child to enjoy the journey by developing these skills:

01
Relating well to others

02
Developing good habits

03
Nurturing positive learning attitudes

04
Encouraging them to learn from their mistakes

NLB | National Library Board Singapore

GO.gov.sg

Nurture a love for reading
Sign your child up for a free Library membership and myLibrary ID to enjoy NLB's e-resources!

Relating Well to Others

Build your child's interpersonal skills by:

01 **Modelling the use of friendly and polite phrases**

"Hi! My name is…What is your name?"

"Could you help me with…"

02 **Providing opportunities for your child to share and take turns during playtime with other children**

03 **Modelling respectful interactions**

"May I please…"

"It's okay if I can't join in…"

"I am sorry I …"



GO.gov.sg

Find out more activities from the **P1 Parent-Child Role Playing Activity Kit**

Developing Good Habits

Routines help your child build confidence and learn to manage things by themselves.

Guide your child to do the following independently:

- Take their temperature using a thermometer
- Practise consistent pre-bedtime routines and have at least 9 hours of sleep
- Wash their hands
- Dress themselves
- Pack their bag according to timetable with only necessary stationery
- Buy food at the canteen
- Make healthy food choices
- Knowing when and how to ask for help



Nurturing Values and Positive Attitudes

Values guide our words and actions, and develop character strengths and dispositions. You can encourage your child to:

- Reflect on how to show care and concern, and respect for their friends and family members
- Ask questions about their experiences in school, at home and of the world around them
- Reflect on learning experiences and try ways to do something better
- Persevere even when faced with challenges and use these experiences as a learning moment that helps them better manage future challenges



SCHOOL-HOME PARTNERSHIP

Our children do best when schools and parents work hand in hand to support them.



More information on Parent Support Group (PSG) will be shared on 4 Jan 2027

MORE SCHOOL INFORMATION

Bookshop Operator / Name Tag HB Book Centre	Operation Hours: Monday to Friday, 8 am to 2 pm, excluding Public & School Holidays. Office contact: 6270 1060 (9 am to 5 pm, weekdays) [e] hb.bk.ctr@gmail.com [w] https://www.ihuntforbooks.com
Uniform Supplier / Shoes Supplier My Uniform Shop (Asia) Pte Ltd	My Uniform Shop (Asia) Pte Ltd 209, New Upper Changi Road #03-651 Singapore 460209 Office contact: 6276 6689 [e] myuniformshopasia@gmail.com [w] http://www.myuniformshop.com.sg
Student Care Centre Nascans Learning Centre (@Westwood)	Office Contact: 82426843 (11.30 a.m. to 7.00 p.m.) [e] wwdscc@nascans.com

MORE SCHOOL INFORMATION

Bus Operator Say Guan Transport Services	Office Contact: 6472 6046 (Monday to Friday, 9.00 a.m. to 5.00 p.m.) [e] sayguants@yahoo.com.sg • ***Parents to clarify bus transport issues such as cost / bus routes with the supplier.*** • ***A confirmation sms will be sent to parents on the pick-up time and the child's bus allocation by mid December.***
Dental Clinic Dental Clinic @ Westwood Primary	Appointment for non-routine check: 9115 8946 (via call, SMS or WhatsApp) If the above no. is not contactable for urgent cases, please contact School Dental Centre at Health Promotion Board at 6435 3782

SCHOOL CONTACT DETAILS

Platforms	Details
Address	1 Jurong West St 73 S(649188)
Website	www.westwoodpri.moe.edu.sg
Facebook Page	facebook.com/westwood.primary
Email	westwood_ps@moe.edu.sg
Telephone	6412 1690



THANK YOU!





WESTWOOD
PRIMARY SCHOOL

Sharing By
Ms Cecilia
(Parent Support Group)

WESTWOOD
PRIMARY SCHOOL

Transition

TO PRIMARY ONE!



WESTWOOD
PRIMARY SCHOOL

Helping your child to understand the changes in Primary School.

- Adapting to a new enviroment
- Starting a new routine and timetable
- Building new relationships
- Understanding new rules
- Getting help in school







WESTWOOD
PRIMARY SCHOOL



Preparation for School



- Shift wake up and bedtime routines a few weeks early to match school reporting times.
- Practice going to bed and waking up at the same time daily.
- Pack and Unpack their own school bag, water bottle and pencil case. At the start, show them how to use their school timetable.
- Start the day with a good breakfast. This will ensure your child has the energy to go through their lessons.
- Role-playing buying food at hawker stall or shop so they get used to handling coins, ordering food and clearing their tray.
- Ensure they can use the toilet independently, tie or fasten their own shoes, and put om their uniform.



WESTWOOD
PRIMARY SCHOOL

Sharing of School experiences at Westwood Primary school





Student Care Briefing





Welcome To
NASCANS Student Care@Westwood Primary





nascans
An Oasis Between School and Home

ABOUT US

Our Vision

An Oasis Between School And Home

Our Mission

To help each child develop **critical and creative thinking skills,** nurture **leadership qualities and build strength of character** through structured and fun-loving activities

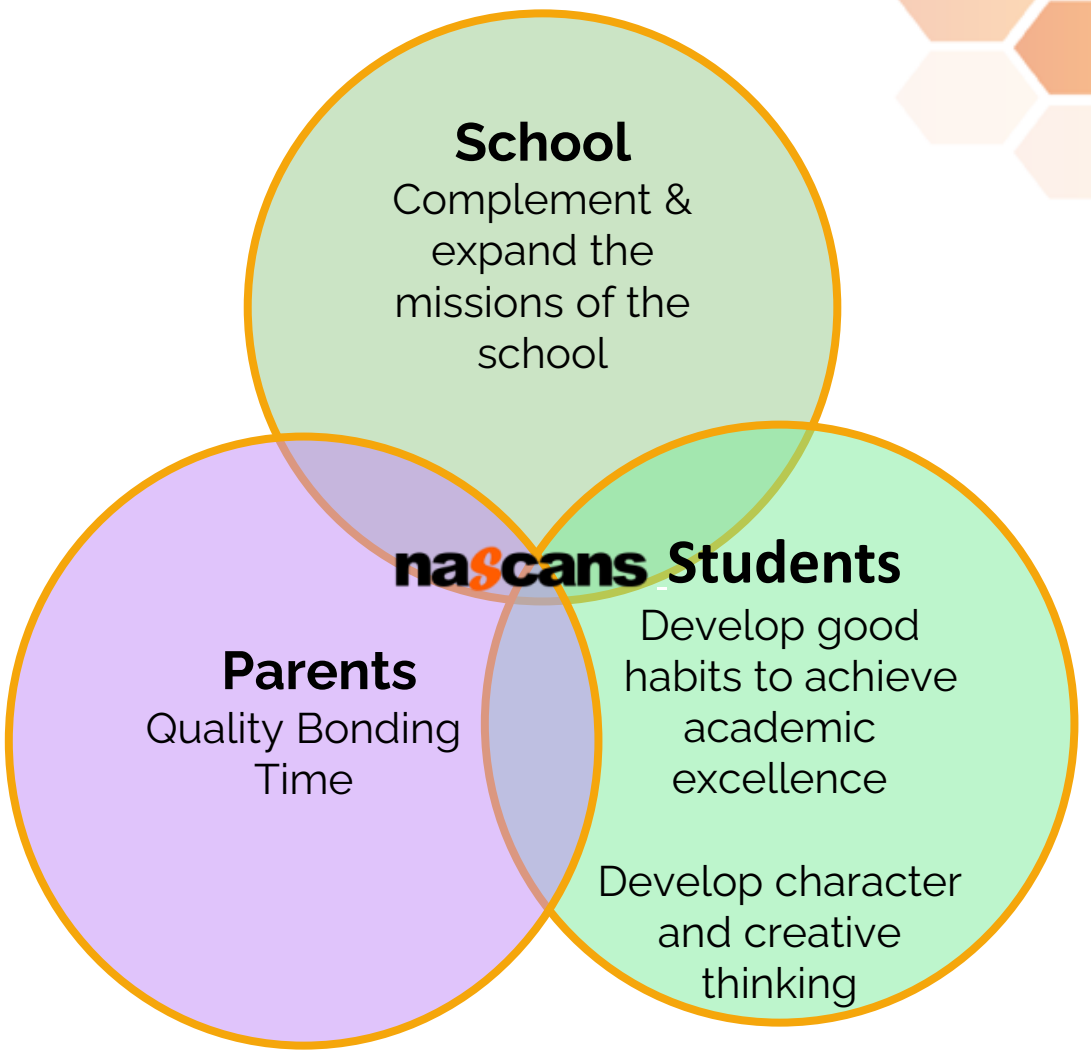

nascans
An Oasis Between School and Home

OUR Main 3 KEY FOCUS

1. Child's Safety & Well-being

- ❑ **Safety**, **comfortable and conducive** environment for learning and for play
- ❑ **A well-balanced and nutritious meal**
- ❑ Cultivate **good habits** and a **proper mindset** in students



nascans
An Oasis Between School and Home

2) Homework Supervision

- ❑ Student care mentors are **responsible** for **guiding and supervising** students to ensure their school homework is completed effectively
- ❑ Mentors will **review** students' completed work and **provide prompts for self-correction** when numerous errors or corrections are observed
- ❑ Class Ratio : 1:25



nascans
An Oasis Between School and Home

3) Delivery of Quality Programmes

- ❑ **Enrichment** Programme (*e.g. Star Reading, Star Speaking, Journal Writing)*
- ❑ **Character Development** Programme (Nurturing Character, Habits In Action)
- ❑ **Social Emotional Training** (SET) for Life (Outdoor)
- ❑ Impression **ARTS**





nascans
An Oasis Between School and Home

A peek into our Daily routine..



nascans
An Oasis Between School and Home

NASCANS DAILY ROUTINE



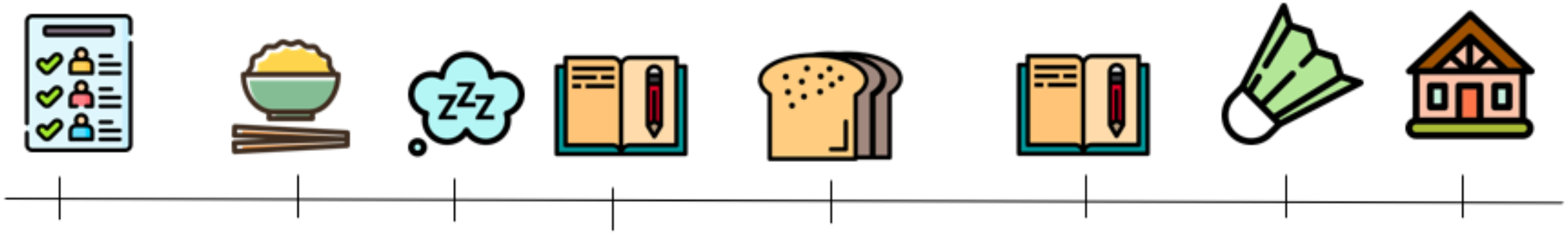

1.30pm	1.45pm	2.00pm	2.45pm	3.15pm	4.00pm	4.45pm	5.30pm
Report to NASCANS	Lunch & T-shirt Changing	Nap time	Homework	Tea Break	NASCANS Programme	Play Time	Reading Time & Home Sweet Home

nascans
An Oasis Between School and Home

Academic Enrichment Programme
Between 4pm – 5pm

NASCANS Programme Outline

Monday	Tuesday	Wednesday	Thursday	Friday
Enrichment Programme Star Reading (Sem 1) Star Reading & Speaking (Sem 2)	**Outdoor** SET For The Future	**Enrichment Programme** Impression Arts	**Character Education** Nurturing Character	**Character Education** Habits In Action/ Journal Writing

nascans
An Oasis Between School and Home

ACADEMIC DEVELOPMENT PROGRAMMES

Semester 1

Star Reading

- Equip students with **foundational reading skills**

Semester 2

Star Reading + Star Speaking

- Equip students with **foundational public speaking skills** to build **confidence** in self-expression



nascans
An Oasis Between School and Home

CHARACTER DEVELOPMENT PROGRAMMES

Nurturing Character Activity

- To promote the culture of **care, mindset of excellence and to uphold the core values** of the School





nascans
An Oasis Between School and Home

CHARACTER DEVELOPMENT PROGRAMMES

Habits in Action

- 15 minutes programme that focuses on inculcating **day to day mannerisms and good social habits**

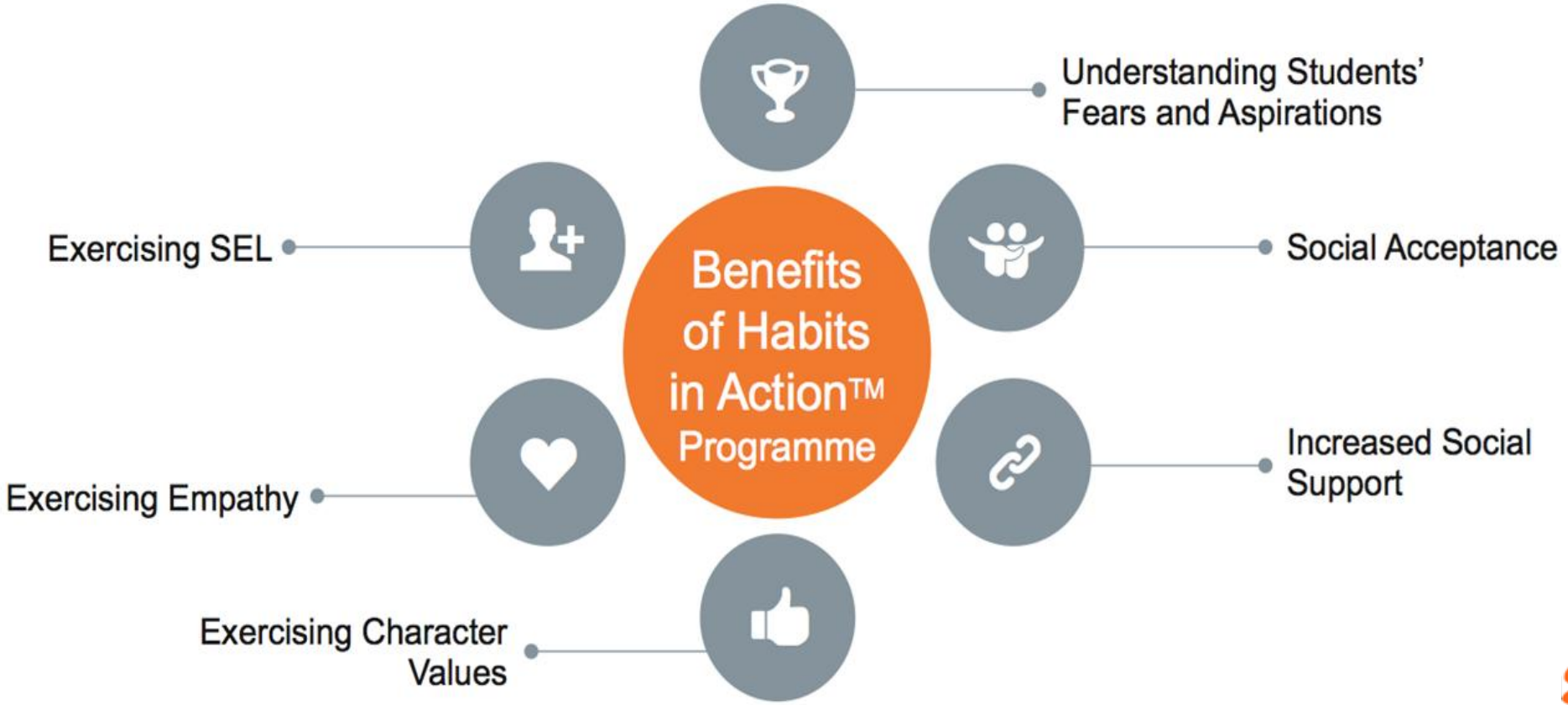

Scans
An Oasis Between School and Home

CHARACTER DEVELOPMENT PROGRAMMES

Social Emotional Training (SET) for Life

- Structured outdoor activities conducted in a **fun and engaging manner**, focusing on building up the **student's leadership** and **team-building spirit**



nascans
An Oasis Between School and Home

ART AND CRAFT PROGRAMME

Impression ARTS

- Provide students with a platform to display their **creativity and imagination**





HOLIDAY HIGHLIGHTS

- **NASCANS** sees every school holiday as an opportunity to incorporate interesting and extra curricular learning activities which helps students build **character, social and interaction skills and bond** among themselves and their mentors.

- **Learning Journeys** are organized by Nascans during school holiday in June and December.



nascans
An Oasis Between School and Home

NASCANS Student Care Fees Matter

Monthly : $307.00
Deposit : $307.00 [one time payment during registration]
Nascans Tshirt : $11 per pcs [min 3pcs]

Additional Surcharge

a)Centre Full Day operation from 7.30am-7.00pm
b)During School Term break
c) Surcharge $5.50 per day for students attending full day
d)There will be NO surcharge involved if students attends half day AM or PM



Nascans SG

Education

Purpose of the App

- ❑ View Students **Daily Attendance Sign In/Out** [parents notified]
- ❑ View monthly **fees invoices/receipts**

Administrative Documents:

- ❑ 2027 Parents Handbook
- ❑ 2027 Centre Closure Dates
- ❑ Termly Newsletters
- ❑ 2027 Nascans Timetable
- ❑ Nascans Lunch Menu [Canteen & Inhouse Catering]
- ❑ School Holiday Letters/Timetables
- ❑ Any other official letters related to student care matters

nascans
An Oasis Between School and Home

Fees & Misc Matters

- **Monthly** Giro Deduction on the **1st day of every calender month**
- **Monthly Fees will be paid through Nascans eGiro**
- Giro deduction **failed** – parents pay thru **NASCANS Parents app**
- **Fees is applicable in the month of June/December**
- **Child Development Account (CDD/CDA)** funds **cannot be used to pay** for Student Care Centre Fees (SCC)
- **Late Pick up Charges after 7pm**
- **Nascans Tshirt – collected during Dec holiday [Date to be confirm]**

nascans
An Oasis Between School and Home

Student Care Subsidy Application

Alternative Financial Support: If you need help with after-school student care costs, you can apply for the **Ministry of Social and Family Development (MSF)** Student Care Fee Assistance (SCFA), which provides monthly fee subsidies of up to 98% for eligible working families.



https://supportgowhere.life.gov.sg/

nascans
An Oasis Between School and Home

Communication With Parents

We are always here to keep you informed and connected.



SMS/WhatsApp/Call

9069 3640

Feel free to reach us anytime!



Face-to-Face

We welcome you to visit us at the centre.



Email

wsscc@nascans.com

We will get back to you as soon as possible.

nascans
An Oasis Between School and Home


THANK
YOU

WESTWOOD
PRIMARY SCHOOL



POSB Smart Buddy

Follow us.....

Instagram

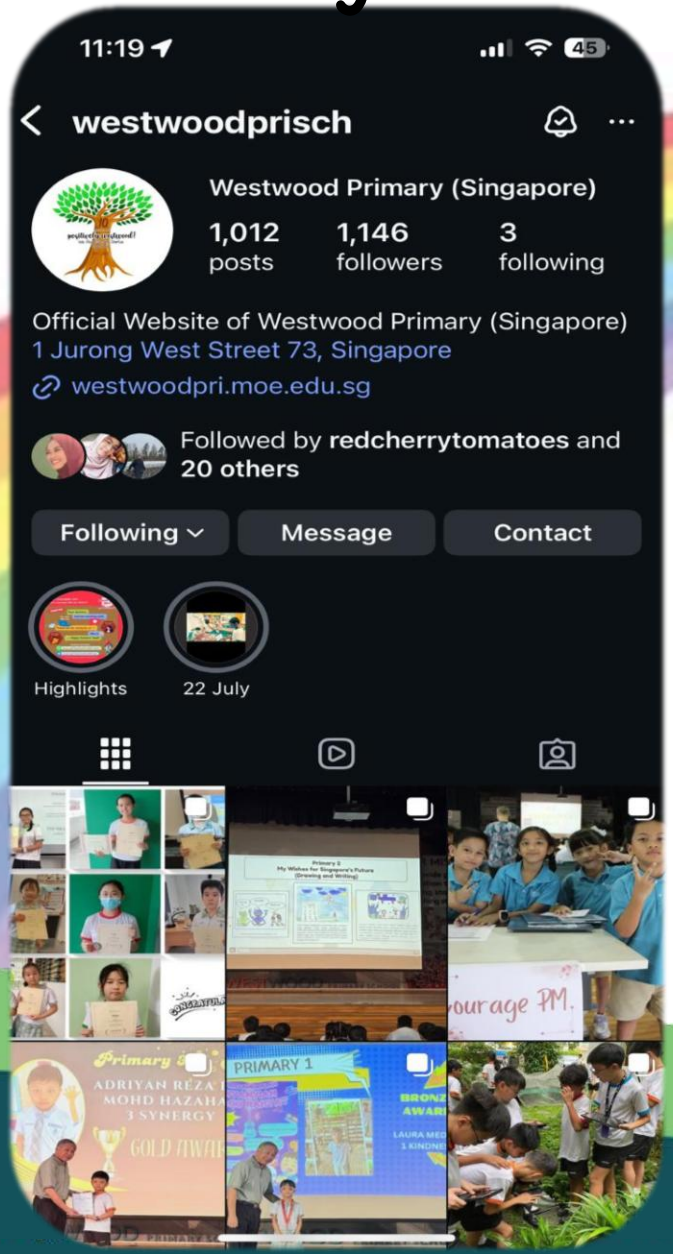

Facebook

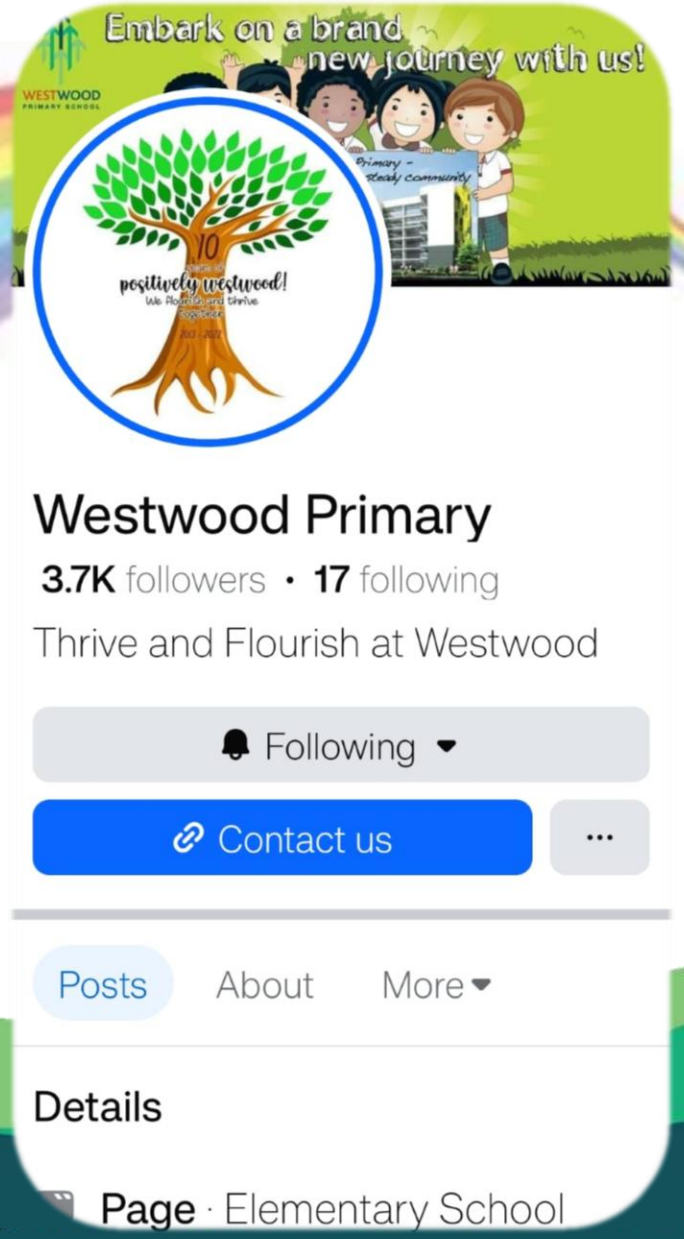

WESTWOOD PRIMARY SCHOOL

WESTWOOD
PRIMARY SCHOOL

First day of school
4 January 2027, Monday






Thank
You